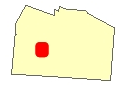





# Martin Bergeron Drain Crossings



## Legend

-  Essex Terminal Railway
-  Water Features
-  Parcels

Scale: 1: 3,532.70



0 47.67 95.34 Meters

THIS MAP IS NOT A LEGAL SURVEY

This map is a user generated static output from an Internet mapping site and is for reference only. Data layers that appear on this map may or may not be accurate, current, or otherwise reliable.

Printed: 6/6/2022 3:34 PM

Notes